

**MIXED**


Arree Chung




# CREATIVE ACTIVITY

**MAKE YOUR OWN...**

**MIXED  
CHARACTERS**



**WE ARE AN ARTS CHARITY  
BASED IN SHEFFIELD,  
WE AIM TO CELEBRATE  
AND CONNECT  
COMMUNITIES THROUGH  
ART AND CREATIVITY.**




**IGNITE  
IMAGINATIONS**

# INSTRUCTIONS


Ignite Imaginations advise that this activity should be carried out under the supervision of an adult.  
When cutting, always make sure you ask an adult to help.

**For this activity, you'll need:** a milk bottle lid, two pipe cleaners, sticky tape, a pen (or pen, paper and scissors) or googly eyes (optional)

- 1** First, choose a milk bottle lid for your character's body. Is it loud like red? Bright like yellow? Cool like blue? Or another colour.
  - 2** Next, you need to give your character arms and legs. Take 1 pipe cleaner and curl both of the ends into small circles to create feet.
  - 3** Take another pipe cleaner. To make hands fold each of the ends in a concertina/zigzag style 3 times to make 3 fingers for each hand.
  - 4** Keep the arms straight but bend the leg pipe cleaner in half to make 2 legs. Twist this around the straight arms to hold the arms and legs together.
  - 5** Using tape to stick the arms and legs to the back of your bottle lid.
  - 6** Now you need to make a face. Stick the googly eyes to the front of your lid. Now your character can see. Next, using your pen, draw a nose, mouth and eyebrows onto your lid. If your pen won't work on the lid, then draw the features on paper and ask an adult to help you cut them out and stick them on with glue.
- TIP: Draw around your lid on the paper so you know what size they need to be.
- 7** Is your character wearing any clothes like the characters in the story? Using your paper, you could make a hat, scarf or tie for your character and glue it onto the lid.
  - 8** You now have your very own mixed character. Well done!



Additional suggestion:  
You could make a few more characters to play together in your city.



WE HOPE YOU ENJOYED YOUR CREATIVE ACTIVITY