

Concerteenies



The Dog Who Could Dig

Activity Pack

The Dog Who Could Dig is written by Jonathan Long, illustrated by Korky Paul, and has been reproduced with permission of Oxford Publishing Limited through PLSclear.

This activity pack was written by **Polly Ives** and Cathy Bennett, and designed by Hannah Jones.

Thanks to the teachers at Arbourthorne, Pipworth and Wybourn Community Primary Schools, Grace Owen Nursery and Sheffield South East Learning Partnership who supported us in creating this pack.

The Concerteenies Musical Stories project is funded by Arts Council England, Sheffield South East Learning Partnership, Sheffield Music Hub, and the Freshgate Trust Foundation.



Contents:

Introduction	4
Warm-Ups	5
Learn the Songs	6-7
Meet the Musical Instrument	8
Further Creative Learning Activities	9-12
About Concerteenies	13



Introduction

Welcome to the Concerteenies Musical Stories project!

We have commissioned five new pieces of music, written by award-winning composer **Paul Rissmann** to be performed by **Polly Ives** (narrator) and five inspirational professional musicians. The pieces are based on existing books that will excite, engage and entertain children aged 2–6 years alongside their families, carers and teachers.

This activity pack accompanies the live and **online performances** of this book. It aims to give you ideas to explore the music, story and illustrations before and after you watch the Musical Story performance.

We really encourage you to read the book with your children before listening to the Musical Story. Buy it **here** or from your local bookshop.

We've made an **Intro Film** where you can learn the participation songs and actions and find out about the musical instrument in the story. We would love all of you (children and grown-ups) to join in and help us recreate the story!



Warm-Ups

Let's warm up our voices and bodies before we learn the songs.
[Click here](#) to watch the Intro Film - copy Cathy's actions!



Learn the Songs

There are some songs that we would love you to sing with us.
[Click here](#) to watch all of them on the intro film.

1. I Can't Eat That!

$\text{♩} = 60$




I can't eat that!

2. That Must Be My Bone

That must be my bone down in the muck.
I knew I would find it with a bit of good luck.

$\text{♩} = 120$



That must be my bone down in the muck. I
knew I would find it with a bit of good luck.



3. I Can't Eat Him

I can't eat him. Oh No!
I can't eat him.

♩ = 132

I can't eat him. Oh no! I can't eat him.

The musical notation is on a single staff in 4/4 time. It begins with a quarter rest, followed by a quarter note G4, a quarter note A4, and a quarter note B4. This is followed by a quarter rest, a quarter note G4, and a quarter note F4. The next measure starts with a quarter note G4, a quarter note A4, and a quarter note B4, followed by a quarter rest. The final measure begins with a quarter note G4, a quarter note A4, and a quarter note B4, followed by a quarter rest and a double bar line.

4. Burgers and Steaks

He bought burgers and steaks,
Bangers in strings,
Spicy pies and a load of hot chicken wings.

♩ = 120

He bought bur - gers and steaks, bang - ers in strings,
spi - cy pies and a load of hot chi-cken wings. He bought

The musical notation consists of two staves in 12/8 time. The first staff starts with a quarter rest, followed by a quarter note G4, a quarter note A4, and a quarter note B4. This is followed by a repeat sign, then a quarter note G4, a quarter note A4, and a quarter note B4, followed by a quarter rest. The second staff begins with a measure rest of 4 measures, followed by a quarter note G4, a quarter note A4, and a quarter note B4. This is followed by a quarter note G4, a quarter note A4, and a quarter note B4, followed by a quarter rest. The piece ends with a quarter note G4, a quarter note A4, and a quarter note B4, followed by a double bar line.



Meet the Marimba

In this story, the marimba performs the music.

In the **Intro Film**, you will meet Emma Crossley who demonstrates the marimba. After you've watched the video, have a go at answering these questions:

- 🕒 In the video, how many mallets does Emma use? (*four*)
- 🕒 Which material is a marimba made out of? (*wood*)
- 🕒 Do the big bars make high notes or low notes? (*low*)
- 🕒 Do the small bars make high notes or low notes? (*high*)



Further Creative Learning Activities

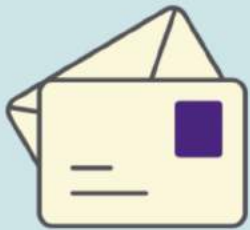
After reading the book, discuss the story with your children e.g.:






- 👉 Have you ever lost something important to you?
How did it make you feel?
- 👉 Can you remember the four different things that Digger accidentally digs up? (*boot, miner, train and dinosaur bones*)
- 👉 Do you know what a miner is?
- 👉 Can you spot the cats on each page?
- 👉 If you could have a banquet with all of your favourite food, what would you eat? And who would you invite?

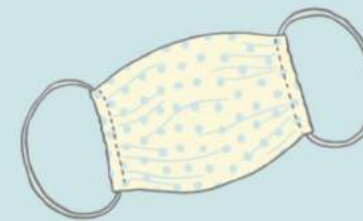


Time Capsule

Can you create a time capsule with your class or family and bury it? What items would you put into it for someone in the future to discover? Here are some ideas:



-  A current newspaper
-  A letter or drawing
-  A face mask!
-  A photo
-  A keepsake



If there's nowhere you can bury something you could create a box of items and hide it away for you to open in 5 years time.



Guessing Game





- 🕒 Put a random item into a box or bag. Without looking, someone must guess what the item is just by feel. You could give clues by thinking of different adjectives that could be used to describe the object.
- 🕒 This is a fun game to play with some percussion instruments and soundmakers.

Underground Drawing

- 🕒 Have a look through the pictures in the book at the various things hidden underground. What can you find?
- 🕒 Now have a go at drawing your own underground picture. Include some things you would love to find and some things that you definitely would not like to find!



Further Listening

-  Listen to 'Fossils' from 'Carnival of the Animals' by Camille Saint-Saëns. This music is played by a xylophone, which is similar to a marimba. Listen to the music and imagine fossils and skeletons dancing along to it? Click [here](#) to watch the video.
-  Watch [this video](#) of 'Copenhagen Steam Railway Galop' by Hans Christian Lumbye. This piece of music is about a train journey. Can you see in the video how the different train noises are being made? How is the train on the video different to the trains we have today? Imagine you are on the train from the story and listen to the piece.
-  Sing this 'What shall we buy at the supermarket?' song with Polly on the Concerteenies YouTube channel [here](#).
-  Watch one of the Concerteenies 24-Hour Soundtrack films [here](#). This is our friend Matt Hunt playing 'Walking the Dog' by George Gershwin as he walks through Endcliffe Park in Sheffield.



About Concerteenies

Concerteenies is an award-winning producer of musical events and activities for young children and their adults in Sheffield and beyond. We present concerts, creative music projects, and online events in early years settings (nurseries, schools, childminders), within the community (through venues and care homes), and at home, in addition to providing training and resources. Young children are at the heart of our work, with everything we do about bringing generations together to share, enjoy, and have fun through music.

To learn more and get in contact with us, visit our website,
www.concerteenies.com

Follow us:

