

Concerteenies



Mixed
Activity Pack

Mixed is written and illustrated by Arree Chung, and published by Macmillan Publishing Group.

This activity pack was written by **Polly Ives** and Cathy Bennett, and designed by Hannah Jones.

Thanks to the teachers at Arbourthorne, Pipworth and Wybourn Community Primary Schools, Grace Owen Nursery and Sheffield South East Learning Partnership who supported us in creating this pack.

The Concerteenies Musical Stories project is funded by Arts Council England, Sheffield South East Learning Partnership, Sheffield Music Hub, and the Freshgate Trust Foundation.



Contents:

Introduction	4
Warm-Ups	5
Learn the Songs	6-10
Meet the Musical Instrument	11
Further Creative Learning Activities	12-16
About Concerteenies	17



Introduction

Welcome to the Concerteenies Musical Stories project!

We have commissioned five new pieces of music, written by award-winning composer **Paul Rissmann** to be performed by **Polly Ives** (narrator) and five inspirational professional musicians. The pieces are based on existing books that will excite, engage and entertain children aged 2–6 years alongside their families, carers and teachers.

This activity pack accompanies the live and **online performances** of this book. It aims to give you ideas to explore the music, story and illustrations before and after you watch the Musical Story performance.

We really encourage you to read the book with your children before listening to the Musical Story. Buy it **here** or from your local bookshop.



We've made an **Intro Film** where you can learn the participation songs and actions and find out about the musical instrument in the story. We would love all of you (children and grown-ups) to join in and help us recreate the story!



Warm-Ups

Let's warm up our voices and bodies before we learn the songs.

[Click here](#) to watch the Intro Film – copy Polly's actions!



Learn the Songs

There are some songs that we would love you to sing with us.

[Click here](#) to watch all of them on the intro film.

1. Reds

♩ = 120

La la la la la la la!

The musical notation for 'Reds' is written on a single staff in 4/4 time with a key signature of one sharp (F#). The tempo is marked as ♩ = 120. The melody consists of seven quarter notes: F#4, G4, A4, B4, A4, G4, and F#4. The lyrics 'La la la la la la la!' are placed below each note. The piece ends with a double bar line.

2. Yellows

♩ = 120

Ye-llow Ye-llow

9

Ye-llow Ye-llow Ye-llow Ye-llow

The musical notation for 'Yellows' is written on two staves in 4/4 time with a key signature of one flat (Bb). The tempo is marked as ♩ = 120. The first staff contains two measures, each with a dotted half note: Bb3 and Bb3. The lyrics 'Ye-llow Ye-llow' are placed below these notes. The second staff starts at measure 9 and contains four measures, each with a dotted half note: Bb3, Bb3, Bb4, and Bb4. The lyrics 'Ye-llow Ye-llow Ye-llow Ye-llow' are placed below these notes. The piece ends with a double bar line.



3. Blues

Blues are the coolest.
Blues are cool, the blues are cool.

♩ = 144

4 Blue - - s are the cool - est. Blue - -
s are the cool - est. Blues are cool, the blues are cool.

Detailed description: This musical score is for the song 'Blues are the coolest'. It consists of two staves of music in a 4/4 time signature. The tempo is marked as ♩ = 144. The key signature has one flat (B-flat). The melody is written on a treble clef staff. The first staff starts with a whole note B-flat, followed by a half note G, and then a quarter note F. There is a measure rest. The second staff begins with a quarter note G, followed by two eighth notes F and E, and then a quarter note D. There are two triplet markings over the eighth notes. The lyrics are: 'Blue - - s are the cool - est. Blue - - s are the cool - est. Blues are cool, the blues are cool.'

4. Colour Harmony

All the colours live in harmony.

♩ = 120

All the col-ours All the col-ours live in har-mo
ny live in har-mo - ny live in har-mo - ny
All the col-ours live in har-mo - ny

Detailed description: This musical score is for the song 'All the colours live in harmony'. It consists of three staves of music in a 4/4 time signature. The tempo is marked as ♩ = 120. The key signature has one flat (B-flat). The melody is written on a treble clef staff. The first staff starts with a whole note rest, followed by a half note G, and then a quarter note F. There are two measures of rests. The second staff begins with a quarter note G, followed by two eighth notes F and E, and then a quarter note D. The lyrics are: 'All the col-ours All the col-ours live in har-mo ny live in har-mo - ny live in har-mo - ny All the col-ours live in har-mo - ny'.



5. One Afternoon - Part One

Reds are best, reds are best.

Reds are the best

♩ = 120

Musical notation for 'One Afternoon - Part One' in treble clef, 2/4 time. The melody consists of quarter notes: G4, A4 (sharped), B4, C5, B4, A4, G4, F4, E4, D4. The lyrics are: 'Reds are best, reds are best. Reds are the best.'

6. One Afternoon - Part Two

We are the best.

♩ = 120

Musical notation for 'One Afternoon - Part Two' in treble clef, 2/4 time. The melody consists of quarter notes: G4, A4, B4, C5, B4, A4, G4, F4, E4, D4. The lyrics are: 'We are the best We are the best'.

7. A Separate City

Redville, Blue Town, Yellow Heights.

♩ = 72

Musical notation for 'A Separate City' in treble clef, 6/8 time. The melody consists of quarter notes: G4, A4, B4, C5, B4, A4, G4, F4, E4, D4. The lyrics are: 'Red - ville, Blue Town, Ye - llow Heights.'



8. Mix!

Yellow and Blue decided to mix.
Together they made a new colour,
and they called her Green.

♩ = 120

The musical score is written on a single treble clef staff in G major (one sharp) and 4/4 time. It consists of five lines of music. The first line contains the first two measures of the song, with lyrics 'Ye-llow and blue de-ci - ded to mix. Ye-llow and blue de-ci - ded to mix.' The second line starts at measure 5 and contains 'To - ge-ther they made a new co-lour. To - ge-ther they'. The third line starts at measure 10 and contains 'made a new co-lour. And they named her'. The fourth line starts at measure 15 and contains 'Green. And they named her Green.' The score includes various musical notations such as quarter notes, eighth notes, rests, and a repeat sign.

Ye-llow and blue de-ci - ded to mix. Ye-llow and blue de-ci - ded to mix.

5
To - ge-ther they made a new co-lour. To - ge-ther they

10
made a new co-lour. And they named her

15
Green. And they named her Green.



9. A New City

All the colours live in harmony.
All the colours mixed.

$\text{♩} = 120$

Musical score for 'A New City' in G major (one sharp) and 4/4 time. The score consists of four staves of music with lyrics underneath. The tempo is marked as quarter note = 120. The lyrics are: 'All the co-lours', 'All the co-lours', 'live in har-mo', 'ny', 'live in har-mo -ny', 'live in har-mo -ny', 'All the co-lours mixed', 'All the co-lours mixed', 'All the co-lours', 'mixed', 'All the co-lours mixed', 'All the co-lours mixed'. A '4' is written above the final measure of the second staff.



Meet the Harp

In this story, the harp performs the music. In the **Intro Film**, you will meet Louise Thomson who demonstrates the harp.

- 🕒 Can you pretend to play the harp like Louise?
- 🕒 Which part of the body does Louise use to play the harp?
- 🕒 What does Louise say that harmonics sound like?



Further Creative Learning Activities

After reading the book, discuss the story with your children, e.g.


- 👉 The first time a Red shouts, “Reds are the best!” how do the other colours react? (Look at their faces)
- 👉 Look at the faces of the different colours when they divide the town; why are they looking so sad?
- 👉 “Life felt so vibrant!” What does this mean?
- 👉 Why were the other colours unhappy about Blue and Yellow being friends?
- 👉 Why was Blue and Yellow’s child the colour green?
- 👉 Why did the town tear down the walls?
- 👉 What did the colours learn at the end of the story?






Arree's Creative Activities

Download this brilliant free **resource** that Arree has created.


Including ideas for:



-  Drawing a Mixed City
-  Mixing a Baby
-  Painting a Colour Wheel

Polly's had fun making her own Mixed characters!

You might like to buy this Special Edition
'Mixed Collector's Book Box'





Colour Compositions

- 🕒 Choose some percussion instruments or homemade sound-makers that represent each colour character (e.g. drums/ saucepans for the Reds, triangles/ metal spoon tapping glass for the Yellows, chime bars for the Blues).
- 🕒 Play each sound separately for the first few pages.
- 🕒 Play the three sounds together to represent 'Everyone lived in harmony'.
- 🕒 Can you create some grumpy arguing music together?
- 🕒 Can you all play the rhythms of the words e.g. "Colours shouldn't mix!"
- 🕒 Let your creative ideas go wild!



Further Listening

-  Colour Mixing Song (Tune: Jelly on a Plate). Polly has filmed this arty activity exploring what different colours make when you mix paint, playdough, food colouring and shaving gel together. You may want to use some goggly eyes to turn them into characters from the book. Click [here](#) to watch the video.
-  Do any pieces of music make you think of particular colours? In the book *Mixed*, red is the loudest, yellow is the brightest and blue is the coolest. On the next page there are some other pieces of music that make Polly think of each of these colours. Could you wave coloured scarves or fabric around? Could you make different movements responding to how the music makes you feel? Can you think of any music for these colours or the other colours in the book?



- 🕒 Red: 'Infernal Dance' from 'The Firebird' by Stravinsky. Click [here](#) to watch the video.
- 🕒 Blue: 'Kind of Blue' by Miles Davis. Click [here](#) to watch the video.
- 🕒 Green: 'Greenman' by Catriona McKay. Click [here](#) to watch the video.
- 🕒 Michael Tork wrote 'Colour Music' (Ecstatic Orange, Bright Blue Music, Green Music, Purple, Adjustable Wrench, Ash, Javelin) which would be really fun to explore whilst doing some painting or mark-making. Click [here](#) to watch the playlist.



About Concerteenies

Concerteenies is an award-winning producer of musical events and activities for young children and their adults in Sheffield and beyond. We present concerts, creative music projects, and online events in early years settings (nurseries, schools, childminders), within the community (through venues and care homes), and at home, in addition to providing training and resources. Young children are at the heart of our work, with everything we do about bringing generations together to share, enjoy, and have fun through music.

To learn more and get in contact with us, visit our website,
www.concerteenies.com

Follow us:

